


# PikaTAG™



## Label Applicator for Small Dot Labels



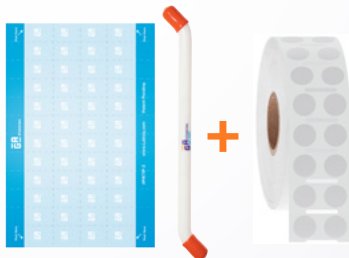
**PikaTAG™** allows you to quickly pick up small labels from their liner and easily apply them on tube and vial caps.

- Effortlessly pick up small dot labels of 0.25" to 0.354" in diameter (6.4 mm to 9 mm)
- Quickly and accurately apply labels on tops of microtubes, cryo vials, and PCR tubes
- Specially designed to securely label indented cryogenic vial caps with hand-written or printed information
- Ergonomically shaped handle ensures precise application of pressure
- Glove-friendly, touchless labeling prevents contamination
- Replaceable tips for continual use
- For use with most common cryogenic vials (1.2 to 5ml) including Nunc®, Nalgene®, Corning™, Simport®, Greiner Cryo.s™, and similar vials

### PikaTAG™ Kit Includes:

- 1 PikaTAG™ Applicator
- 1 Refill Sheet (48 tips)
- 1 Roll of 4,000 Cryo Labels for Indented-Cap Vials

**SKU #: PIKKIT-2C**



## How to use PikaTAG™

1



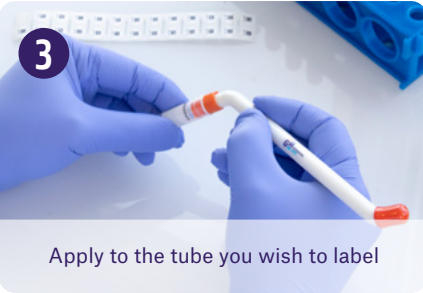
Remove the Cap

2



Apply pressure to pick up the desired label

3



Apply to the tube you wish to label

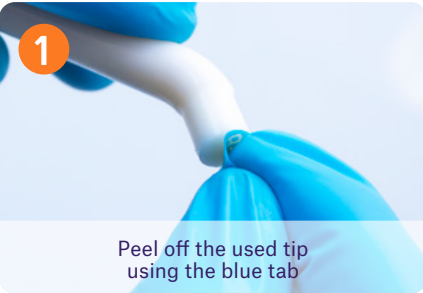
4



Identify up to 100+ tubes with a single tip

## How to replace the tip

1



Peel off the used tip using the blue tab

2



Remove the cover from the refill sheet

3



Press firmly on the round portion of the refill

4



Fold the tab, and continue using your PikaTAG™